

General

Provide MYSON WHISPA E50 electric kickspace fan convector as scheduled. MYSON WHISPA E50 electric kickspace fan convectors are ETL approved.

Each WHISPA E50 electric kickspace fan convector is engineered for with a highly efficient 110 cfm tangential aluminum fan that extends the full width of the heating element, giving extremely quiet trouble free operation. The chassis is manufactured from zinc-coated painted steel. Fan assemblies have sealed, permanently lubricated motor bearings. Each WHISPA E50 kickspace fan convector comes complete with a zinc-coated painted steel chassis and a hardened aluminum grill with a baked epoxy polyester finish for strength and durability.

Each WHISPA E50 electric kickspace fan convector is assembled with a lighted fan switch to indicate power "ON". Heat is controlled using a dual rocker switch — both switches "OFF" for fan only, either switch "ON" for 800 Watts (Low), and both switches "ON" for 1600 Watts (High). Each unit has a high temperature limit switch to shut off power in the event of excessive temperature resulting from restricted airflow.

Electrical Connections:
Left side rear of unit

Electrical Specifications:
120 Vac 60 Hz 15 amps

Available Grill Finishes:
White

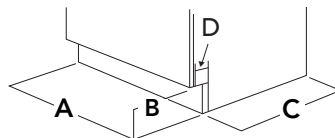
Whispa E50 Electric Kickspace Fan Convector

Model	Settings	v/Hz	Watts	BTU/hr	Amps	Baseboard (525 Btu/ft)	C.I. Radiators (225 Btu/sq ft)	Weight Unit (lbs)	Weight Packed (lbs)	Dimensions		
										H	W	D
WH E50	High	110V/60Hz	1600	5460	13.0	10.4	24.3	8.1	10	3-3/8"	15-1/2"	8-7/8"
	Low	110V/60Hz	800	2731	6.5	5.2	12.1					

NOTE: For proper sizing, use the rating at Medium or Low speeds.

INSTALLATION DIMENSIONS

A	Width	20"
B	Height	4" (min.)
C	Depth of Cabinet	16"
D	Base Shelf Overhang	1"




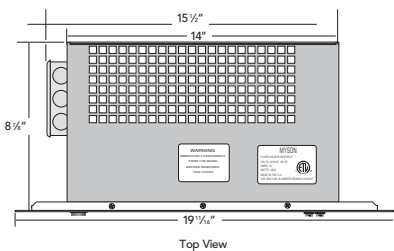
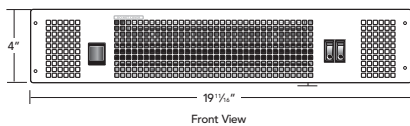
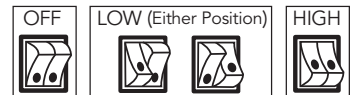
Be sure to provide sufficient space around the unit to allow for adequate air circulation.

CONTROLS

Power/Fan Settings:



Heater Settings:



Quality certificates



Warranty:
MYSON E50 kickspace fan convectors are covered by a **2 year warranty**.

PROJECT NAME:
ARCHITECT:
ENGINEER:
SUBMITTED DATE:

APPROVED DATE:

